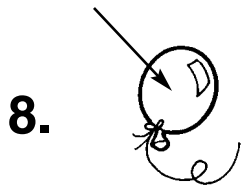






States of Matter

Directions: Cut out the word cards at the bottom of the page. Glue the word cards in the correct places to label each object as a solid, liquid, or gas.



| | | | |
|---------------|---------------|--------------|---------------|
| solid | liquid | gas | solid |
| liquid | gas | solid | liquid |