

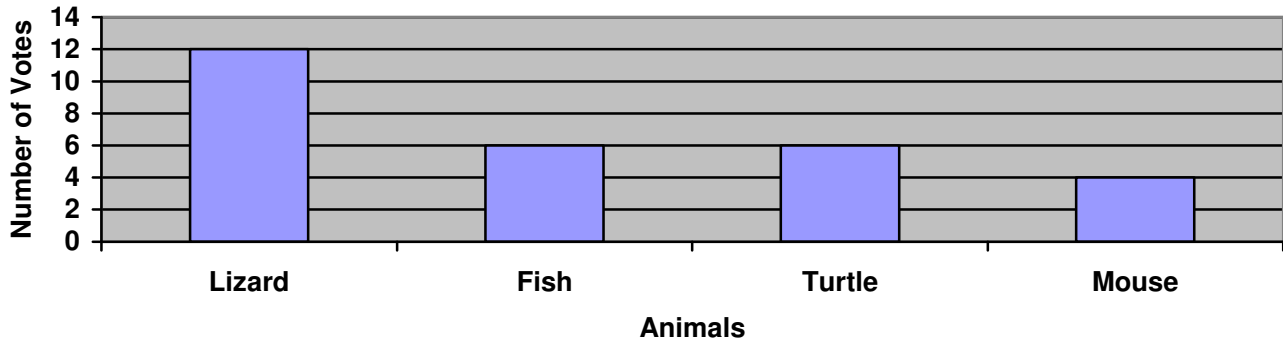
Name: \_\_\_\_\_

Date: \_\_\_\_\_

## Great Graphing!

Use the graph below to answer the questions.

Classroom Pet



1. How many votes did each animal get?

Lizard: \_\_\_\_\_ Votes

Fish: \_\_\_\_\_ Votes

Turtle: \_\_\_\_\_ Votes

Mouse: \_\_\_\_\_ Votes

2. Which animal had the **LEAST** amount of votes?

\_\_\_\_\_

3. Which animal had the **MOST** votes?

\_\_\_\_\_

4. How many more votes did the Lizard have than the Turtle?

The Lizard had \_\_\_\_\_ more votes than the Turtle.

5. How many fewer votes did the Mouse have than the Lizard?

The Mouse had \_\_\_\_\_ fewer votes than the Lizard.

6. Which two animals had the same amount of votes?

\_\_\_\_\_ and \_\_\_\_\_ had the same amount of votes.

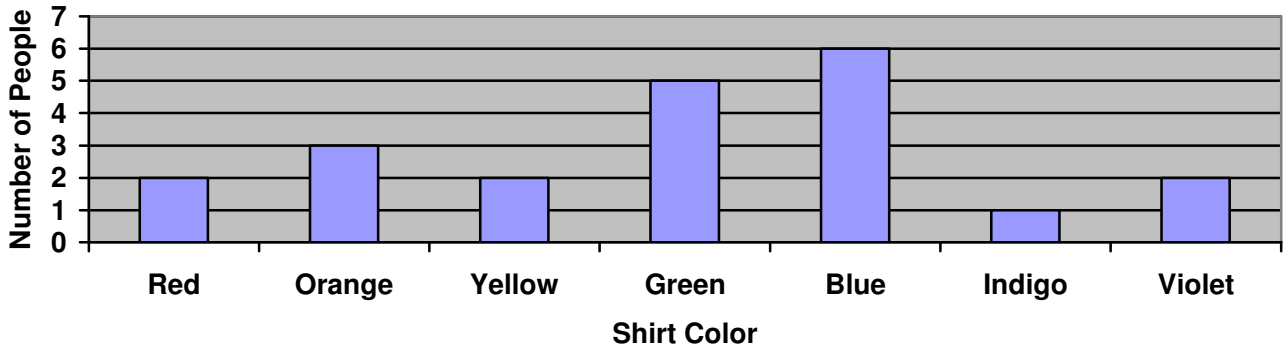
Name: \_\_\_\_\_

Date: \_\_\_\_\_

## Great Graphing!

Use the graph below to answer the questions.

The Color of My Shirt



1. How many people were wearing each shirt color?

Red Shirt: \_\_\_\_\_ people.

Green Shirt: \_\_\_\_\_ people.

Orange Shirt: \_\_\_\_\_ people.

Violet Shirt: \_\_\_\_\_ people.

2. Which shirt color was the LEAST popular?

\_\_\_\_\_

3. Which shirt color was the MOST popular?

\_\_\_\_\_

4. How many more people were wearing Orange shirts than Yellow shirts?

\_\_\_\_\_ more people were wearing Orange shirts than Yellow shirts.

5. How many fewer people are wearing Indigo shirts than Blue shirts?

\_\_\_\_\_ fewer people are wearing Indigo shirts than Blue shirts.

6. Which two shirt colors had the same amount of people wearing them?

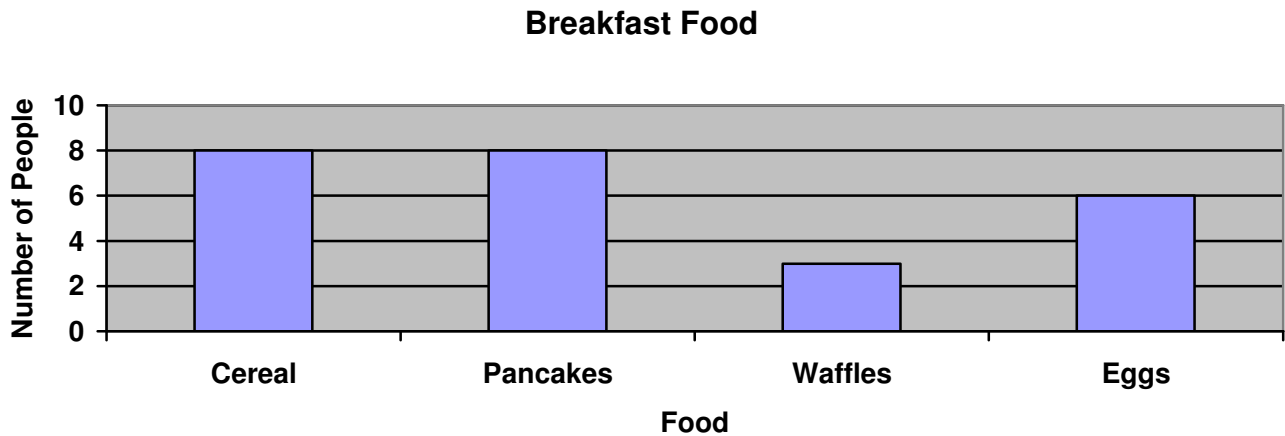
\_\_\_\_\_, \_\_\_\_\_, and \_\_\_\_\_ shirts all had the same amount of people wearing them.

Name: \_\_\_\_\_

Date: \_\_\_\_\_

## Great Graphing!

Use the graph below to answer the questions.



1. How many people had each food for breakfast?

Cereal: \_\_\_\_\_ Votes

Waffles: \_\_\_\_\_ Votes

Pancakes: \_\_\_\_\_ Votes

Eggs: \_\_\_\_\_ Votes

2. Which breakfast food did the LEAST amount of people have?

\_\_\_\_\_

3. Did more people have Pancakes or Eggs?

\_\_\_\_\_

4. How many more people had Cereal than Eggs?

\_\_\_\_\_ more people had Cereal than Eggs for breakfast.

5. How many people had Waffles for breakfast?

\_\_\_\_\_ people had Waffles.

6. How many people took this survey in all?

There were \_\_\_\_\_ people in all that took this survey.

Name: \_\_\_\_\_

Date: \_\_\_\_\_

## Great Graphing!

### Answer Key

---

#### Page 1:

1. Lizard: 12      Fish: 6  
Turtle: 6      Mouse: 4
  2. Mouse
  3. Lizard
  4. 6
  5. 8
  6. Fish and Turtle
- 

#### Page 2:

1. Red: 2      Green: 5  
Orange: 3      Violet: 2
  2. Indigo
  3. Blue
  4. 1
  5. 5
  6. Red, Yellow, and Violet
- 

#### Page 3:

1. Cereal: 8      Waffles: 3  
Pancakes: 8      Eggs: 6
  2. Waffles
  3. Pancakes
  4. 2
  5. 3
  6. 25
-