







1. Look at each bunny above, then find its unfinished picture below. Use a pencil to draw in all the missing parts.



- 2. Circle the bunny on the bottom row that has two black-tipped ears.
- 3. Color the bunny on the bottom row that has a black tail and one black ear, using two colors.