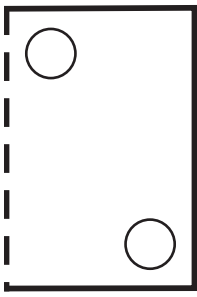
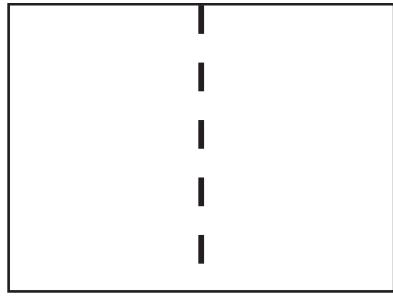
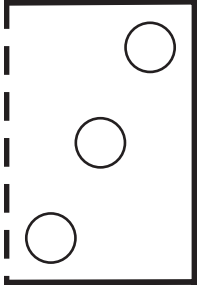

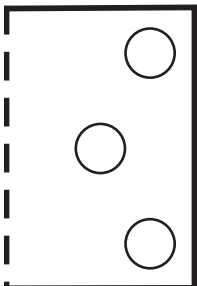

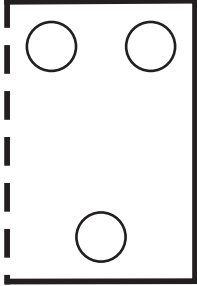

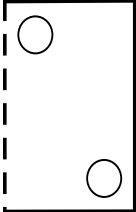
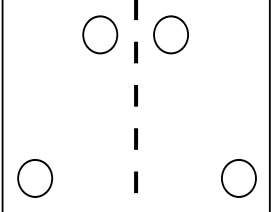
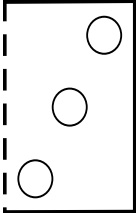
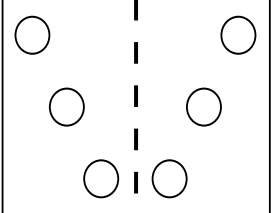
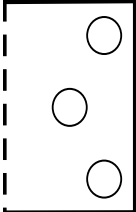
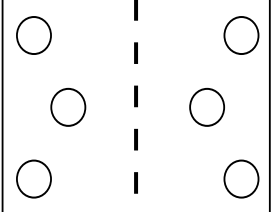
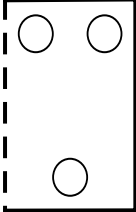


PAPER FOLDING—SUPPLY

DIRECTIONS: Here are four sheets of paper with holes punched in them. They are folded along the dotted line. Draw how each sheet will look when unfolded.

B-89	<p style="text-align: center;">Folded</p> 	➔	<p style="text-align: center;">Unfolded</p> 
B-90	<p style="text-align: center;">Folded</p> 	➔	<p style="text-align: center;">Unfolded</p> 
B-91	<p style="text-align: center;">Folded</p> 	➔	<p style="text-align: center;">Unfolded</p> 
B-92	<p style="text-align: center;">Folded</p> 	➔	<p style="text-align: center;">Unfolded</p> 

ANSWER

B-89	Folded 	➔	Unfolded 
B-90	Folded 	➔	Unfolded 
B-91	Folded 	➔	Unfolded 
B-92	Folded 	➔	Unfolded 