

What Will Rust? *(cont.)*

Parent Letter for Rust Test

Date _____

Dear Parents,

We are learning about the chemical properties of matter and will be doing experiments to discover what type of matter rusts. Your child has been requested to bring in some type of matter to test. These should be small items which will fit into a baby food jar. We plan to put water into the jar with the object and let the item sit for a week to see if it will rust. We will test items made of metal, glass, plastic, cork, and a variety of other materials. Each student will keep a daily record of the changes they see in the items they are testing.



Some suggestions for the items you might send with your child follow:

- aluminum foil
- bottle caps
- coins
- steel nails
- paper clips
- steel wool
- pebbles
- aluminum nails
- marbles
- cork

Students are encouraged to bring something unusual to test.

Thank you for helping make our experiment interesting. You are welcome to join our class to look at the results of our experiment on _____.

Sincerely,



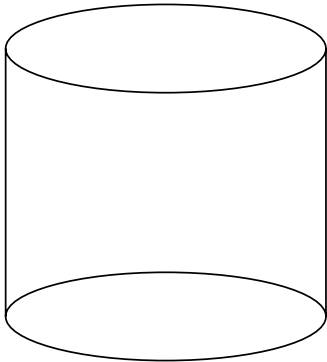
What Will Rust? *(cont.)*

Will This Rust? Data Sheet

Name: _____ Date: _____

I am testing _____ to see if it will rust.

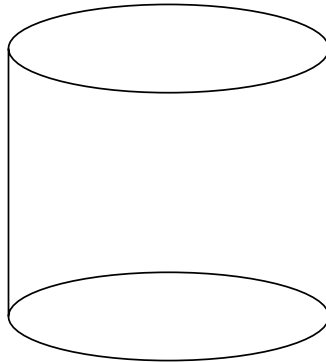
Draw a picture of the thing you are testing every day. Color the picture as carefully as possible to show what the object and water look like. Be sure to write the day, date, and time under each drawing.



Day: _____

Date: _____

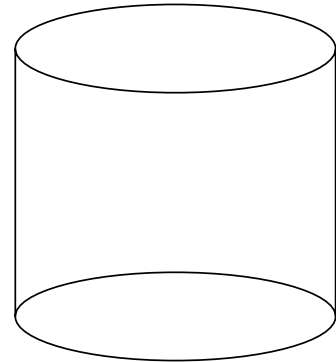
Time: _____



Day: _____

Date: _____

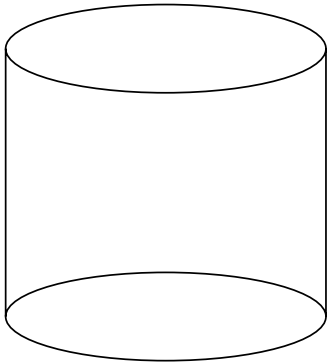
Time: _____



Day: _____

Date: _____

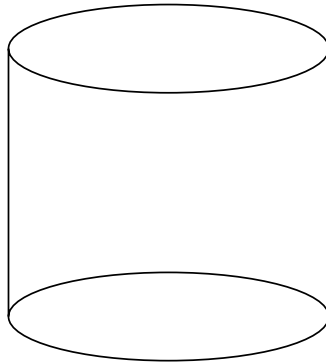
Time: _____



Day: _____

Date: _____

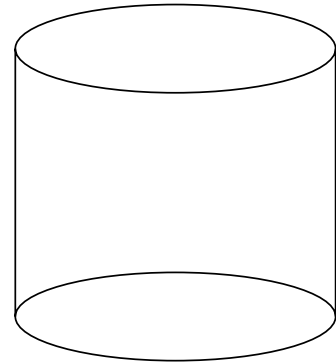
Time: _____



Day: _____

Date: _____

Time: _____



Day: _____

Date: _____

Time: _____

Tell what happened to the thing you were testing.
