

# Read with Your Fingers

Most people read by using their eyes. However, people who can't see can still read. They read with their fingertips! The Braille alphabet is based on a rectangle of six dots. Each dot position has a number, 1 through 6. For each letter, some dots are raised and some are not. For example, the letter A has one raised dot in position 1. The letter G has four raised dots in positions 1, 2, 4, and 5. Use the Braille alphabet below to write messages to your friends in the empty box.

**Braille Alphabet Chart**

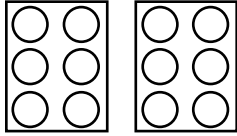
a	b	c	d	e	f	g	h	i	j	k	l	m
①	① ②	① ④	① ④ ⑤	① ⑤	① ④ ②	① ④ ② ⑤	① ② ⑤	④ ②	④ ② ⑤	① ③	① ② ③	① ④ ③

n	o	p	q	r	s	t	u	v	w	x	y	z
① ④ ⑤ ③	① ⑤ ③	① ④ ② ③	① ④ ② ⑤ ③	① ② ⑤ ③	④ ② ③	④ ② ⑤ ③	① ③ ⑥	① ② ③ ⑥	④ ② ⑤ ⑥	① ④ ⑤ ③ ⑥	① ④ ⑤ ③ ⑥	① ⑤ ③ ⑥

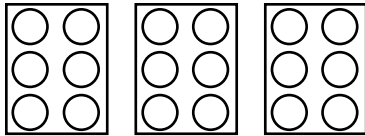
# Learn to Write Braille

Using the Braille alphabet chart, write the words in the boxes.

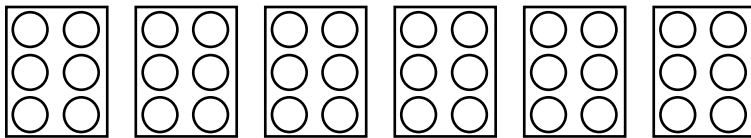
1. go



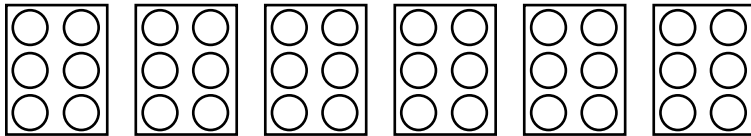
2. can



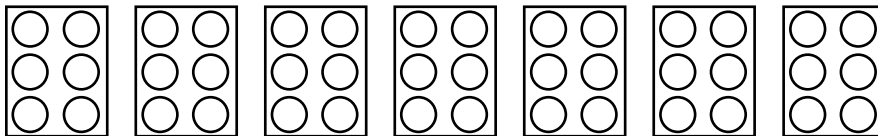
3. school



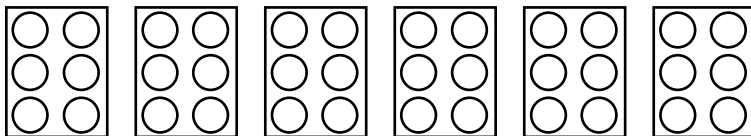
4. friend



5. Braille



6. family



7. Write your name using Braille dots.

