


# Create-A-Puppet

<http://www.teachercreated.com/books/2159> Click on page 49, site 1

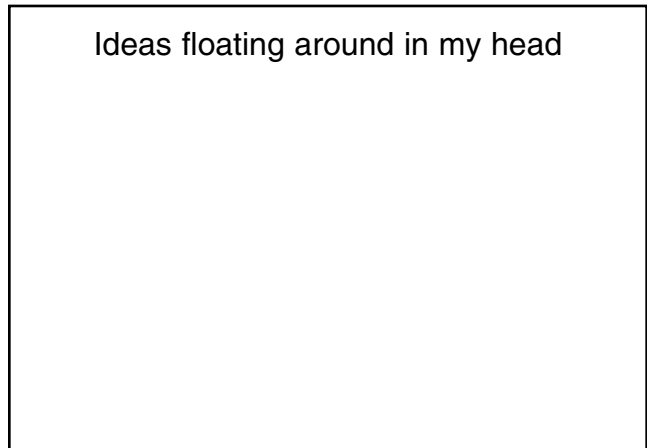
**Key Question:** Do you need special equipment and materials to make a puppet?

**Directions:** Go to the Stagehands' Puppets Web site and click on the *Scrap Puppets* button to learn more about making scrap puppets. There is a scrap puppets link that will take you to a whole list of ideas sent in by other kids and puppeteers. Use this activity page to help organize your ideas so that you can make the best scrap puppet ever!


Ideas I got from the page




Ideas floating around in my head



Materials I'm going to collect



A picture of my design



**Now—go and make your puppet!**

# Puppeteering Like a Pro!

<http://www.teachercreated.com/books/2159> Click on page 49, sites 1-4

**Key Question:** What techniques do real puppeteers use to make a good show?

**Directions:** Use the *Tips* section of the Stagehand Puppets Web site and the companion sites above to help you to fill out this activity page. Write down at least three tips in each section. Keep it handy during your practices for your first puppet show, and you're sure to be a hit!

## Tips for Before the Show

- 1.
- 2.
- 3.

## Tips for During the Show

- 1.
- 2.
- 3.

## Tips for After the Show

- 1.
- 2.
- 3.

After the show is over, you might want to write down some tips you'll want to use next time!

## Tips for Next Time