



# Fingerprint Fun


Put your fingerprints in these boxes. Follow the fingerprinting instructions given by your teacher.




**Left  
Thumb**




**Left  
Index  
Finger**




**Left  
Middle  
Finger**




**Left  
Ring  
Finger**




**Left  
Little  
Finger**




**Right  
Thumb**




**Right  
Index  
Finger**



**Right  
Middle  
Finger**




**Right  
Ring  
Finger**



**Right  
Little  
Finger**

Examine the fingerprints to see if any of them have the same print.


Next, compare them to the three basic fingerprint designs below. Do any of your fingerprint patterns look like one of the prints below? On each of the lines under your fingerprints write the pattern (arch, whorl, or loop) that resembles your fingerprint most closely.



**arch**



**whorl**



**loop**