



Classroom

More teaching, less tech-ing

Jennifer Holland and Alice Keeler
G+: +JenHollandGoogle & +AliceKeeler
Twitter: @jenemiller & @alicekeeler

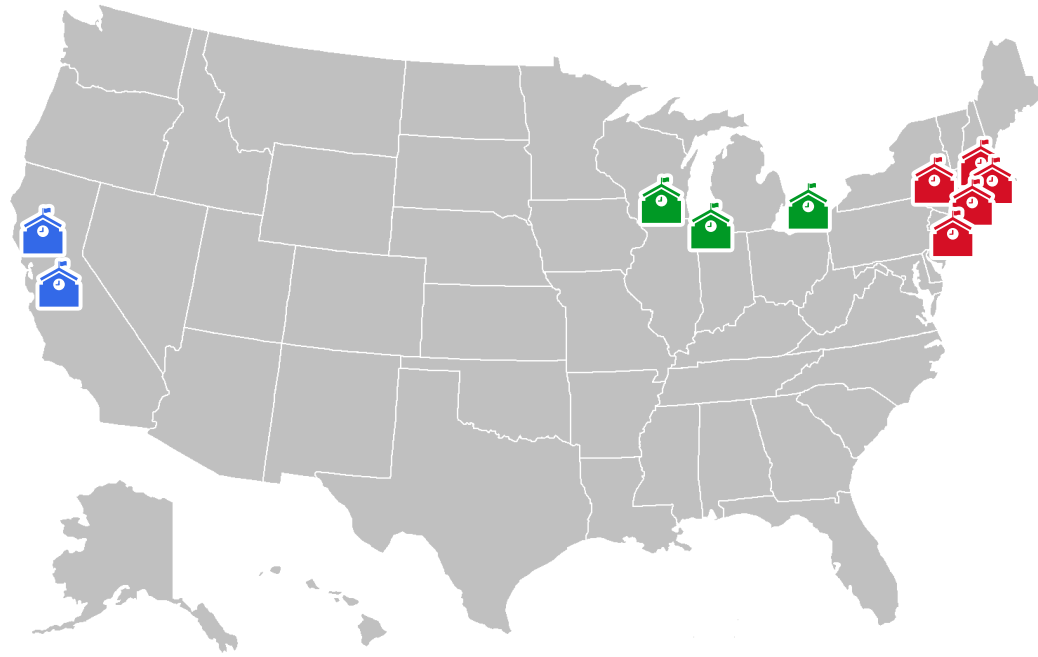
Introducing Classroom

Classroom is a new product in Google Apps for Education.

Classroom makes it easier to use Google Apps – like Docs and Drive – giving teachers more time to teach and students more time to learn.



Over 90 teachers & 1,300 students helped design Classroom



West Coast Schools

- Ann Soldo Elementary
- HA Hyde Elementary
- EA Hall Middle School
- KIPP Oakland

Central Schools

- Betsy Ross Elementary School
- Bradwell School of Excellence
- National Teachers Academy
- Grant-White Elementary School
- Forest Park Middle School
- Case Western Reserve University

East Coast Schools

- Felix Festa Middle School
- Fontbonne Hall Academy
- Clarkstown Central High School North
- Nathan Hale Middle School
- Roton Middle School
- Fairfield University

Classroom gives teachers more time to teach & students more time to learn



Create & collect assignments

- ▶ Assign Google Docs and automatically create a copy for each student. Students can turn in work directly from Docs.



Improve communication

- ▶ Teachers can make announcements, start discussions and comment with students real time.



Stay organized

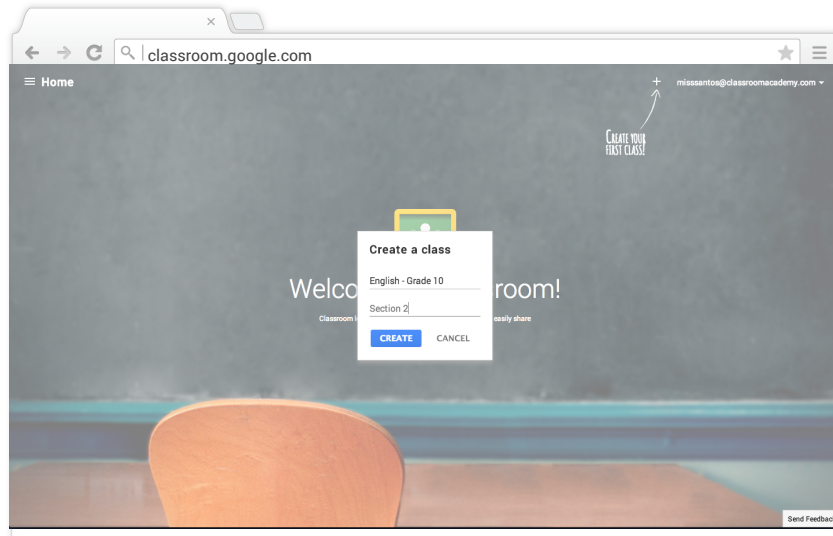
- ▶ Classroom automatically organizes assignments in Drive folders. Students can see what's due on the assignments page.



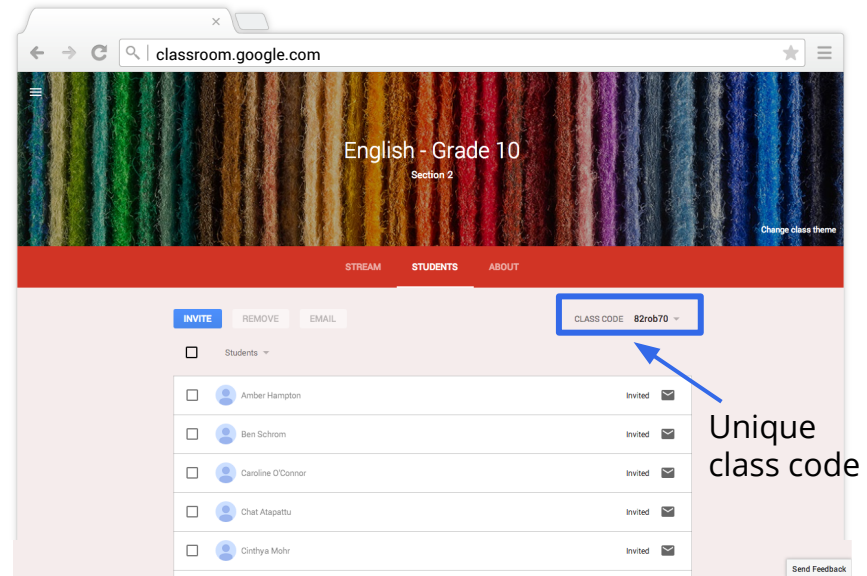
Classroom walkthrough

Get started with just a few clicks

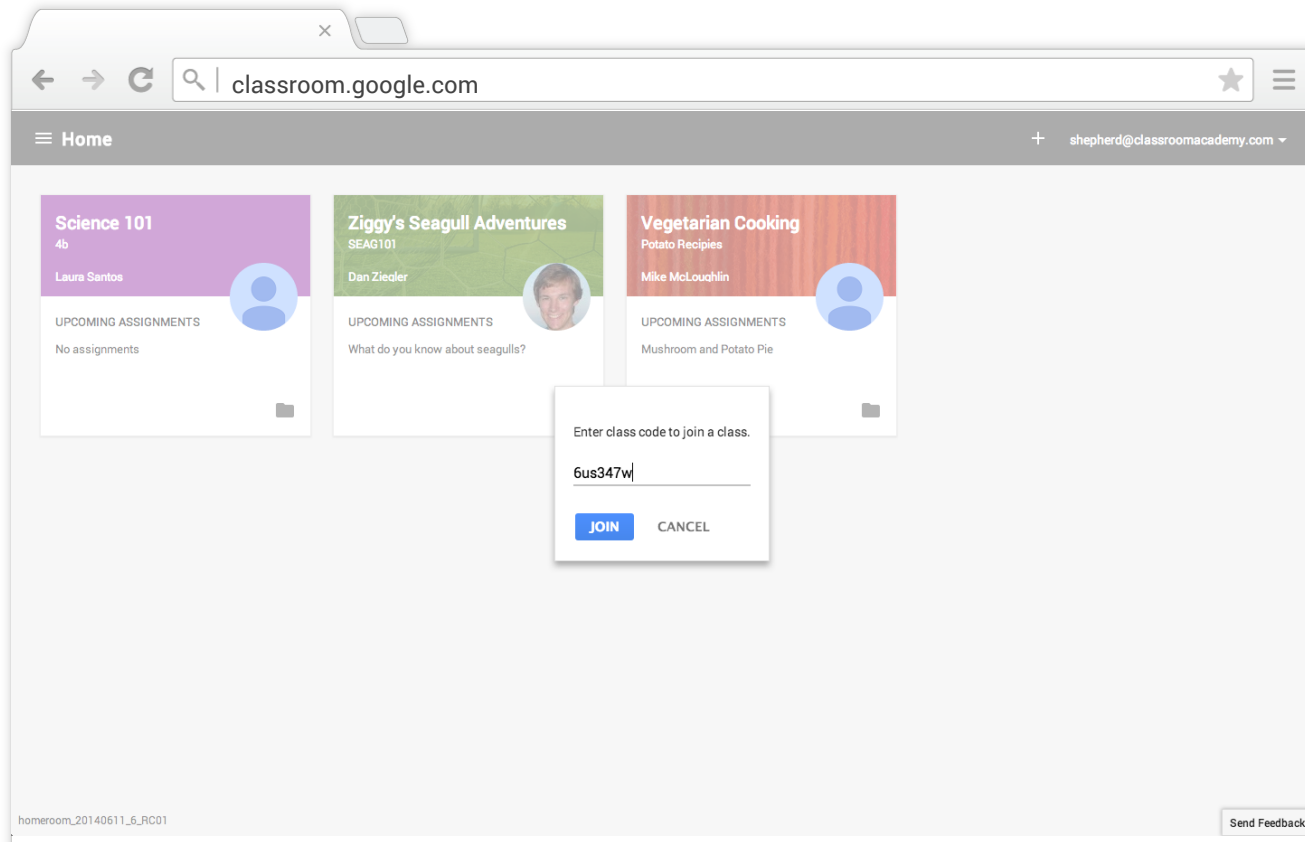
- 1 Enter class information including subject and period



- 2 Add students from your domain or contact list, or they can join with a code



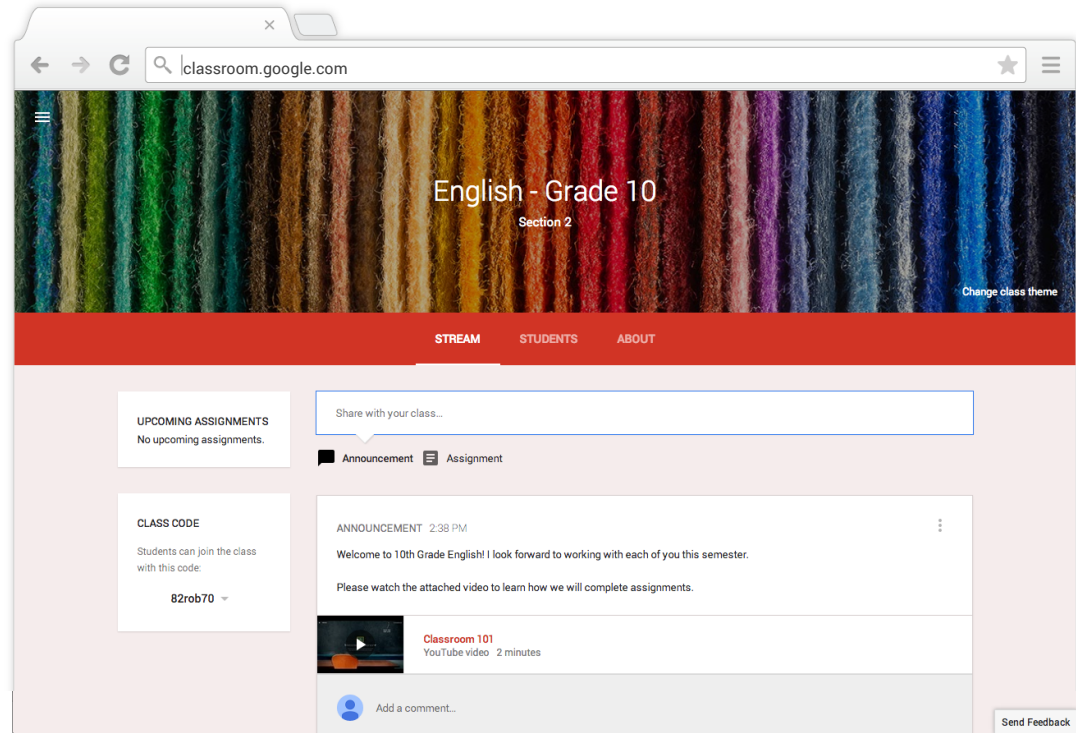
Students can also add themselves to classes by entering a unique class code



Make announcements and share information about your class

Share anything with students on the Classroom Stream

Use the About page to tell students where your class meets, share your email, and attach class materials

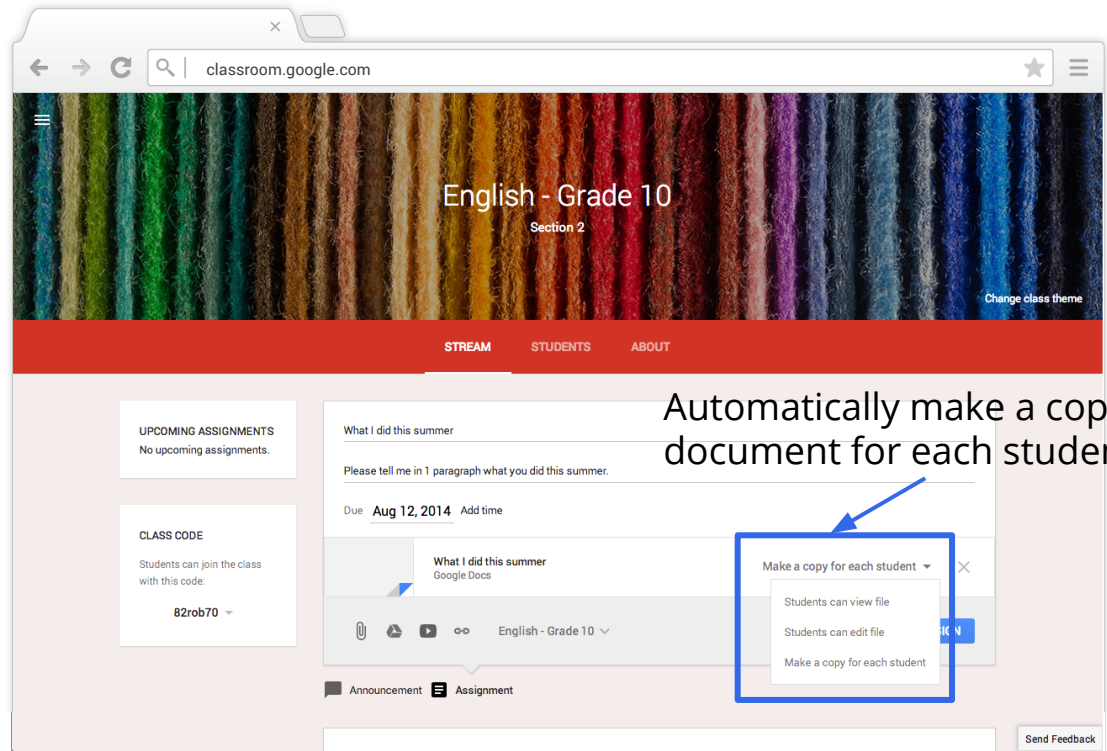


The screenshot shows the Google Classroom interface for a class named "English - Grade 10, Section 2". The page has a red header with navigation tabs for "STREAM", "STUDENTS", and "ABOUT". The main content area is divided into several sections:

- UPCOMING ASSIGNMENTS:** No upcoming assignments.
- CLASS CODE:** 82rob70. A note states: "Students can join the class with this code."
- Share with your class...:** A text input field with a dropdown menu showing "Announcement" (selected) and "Assignment".
- ANNOUNCEMENT 2:38 PM:** A text-based announcement that reads: "Welcome to 10th Grade English! I look forward to working with each of you this semester. Please watch the attached video to learn how we will complete assignments."
- Classroom 101:** A video thumbnail with the title "Classroom 101" and a duration of "2 minutes".
- Comments:** A section with a "Send Feedback" button and a "Add a comment..." input field.

Create assignments paperlessly

1. Enter assignment info and choose a due date
2. Attach files from Google Drive or your computer. Add YouTube videos or web pages.
3. Select whether to create one copy for the class to view, one copy for everyone to edit, or a copy for each student



The screenshot shows the Google Classroom interface for an "English - Grade 10" class. The assignment title is "What I did this summer" with a due date of "Aug 12, 2014". A Google Docs file is attached to the assignment. A blue box highlights the "Make a copy for each student" dropdown menu, which is open and shows three options: "Students can view file", "Students can edit file", and "Make a copy for each student". A blue arrow points from the text "Automatically make a copy of a document for each student!" to the highlighted option.

English - Grade 10
Section 2

STREAM STUDENTS ABOUT

UPCOMING ASSIGNMENTS
No upcoming assignments.

CLASS CODE
Students can join the class with this code:
82rob70

What I did this summer
Please tell me in 1 paragraph what you did this summer.
Due Aug 12, 2014 Add time

What I did this summer
Google Docs

Make a copy for each student

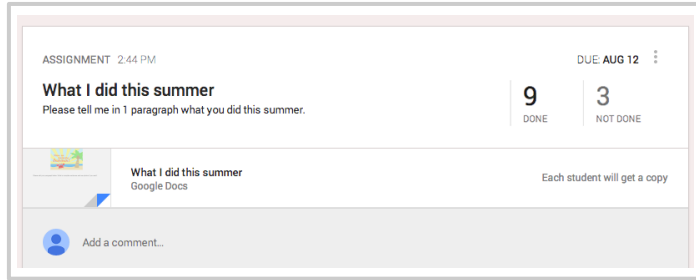
Students can view file
Students can edit file
Make a copy for each student

Announcement Assignment

Send Feedback

Automatically make a copy of a document for each student!

Review assignments, give grades and feedback in real time



ASSIGNMENT 2:44 PM DUE: AUG 12

What I did this summer

Please tell me in 1 paragraph what you did this summer.

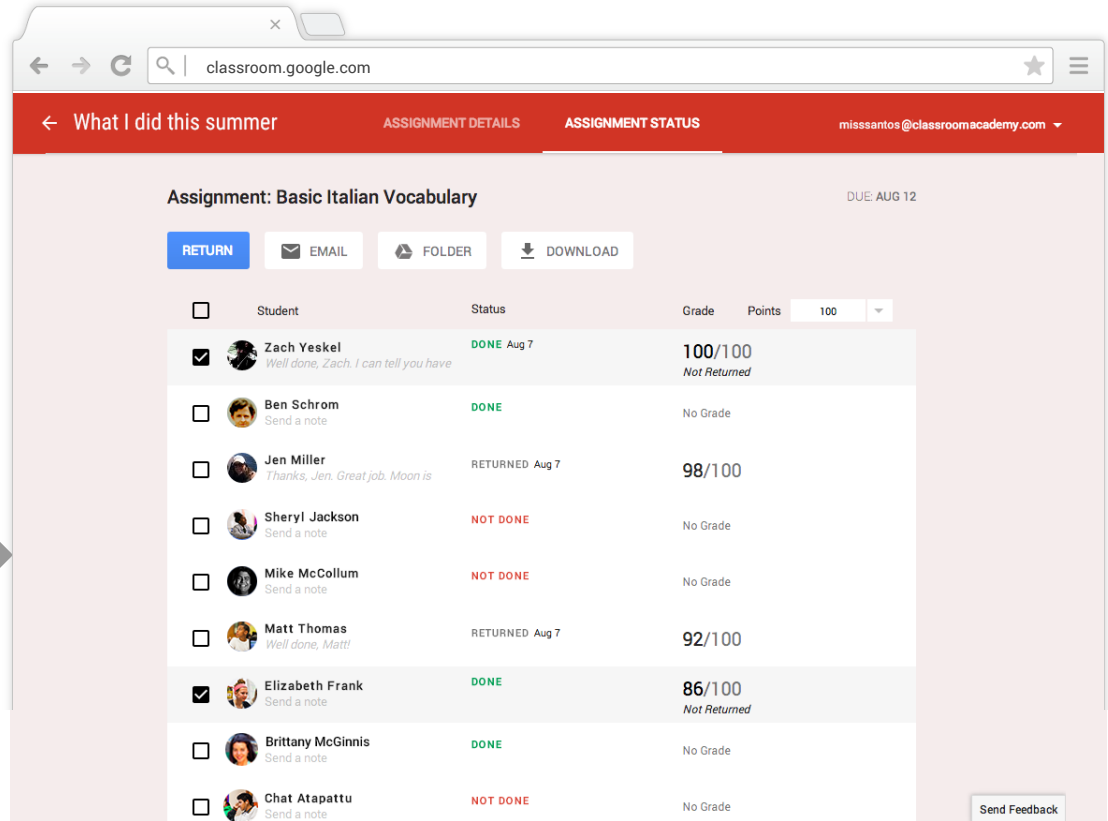
9 DONE 3 NOT DONE

What I did this summer
Google Docs

Each student will get a copy

Add a comment...

Teachers can see how many students have completed an assignment, review it, then provide grades and comments to students



classroom.google.com










What I did this summer

ASSIGNMENT DETAILS ASSIGNMENT STATUS missantos@classroomacademy.com

Assignment: Basic Italian Vocabulary

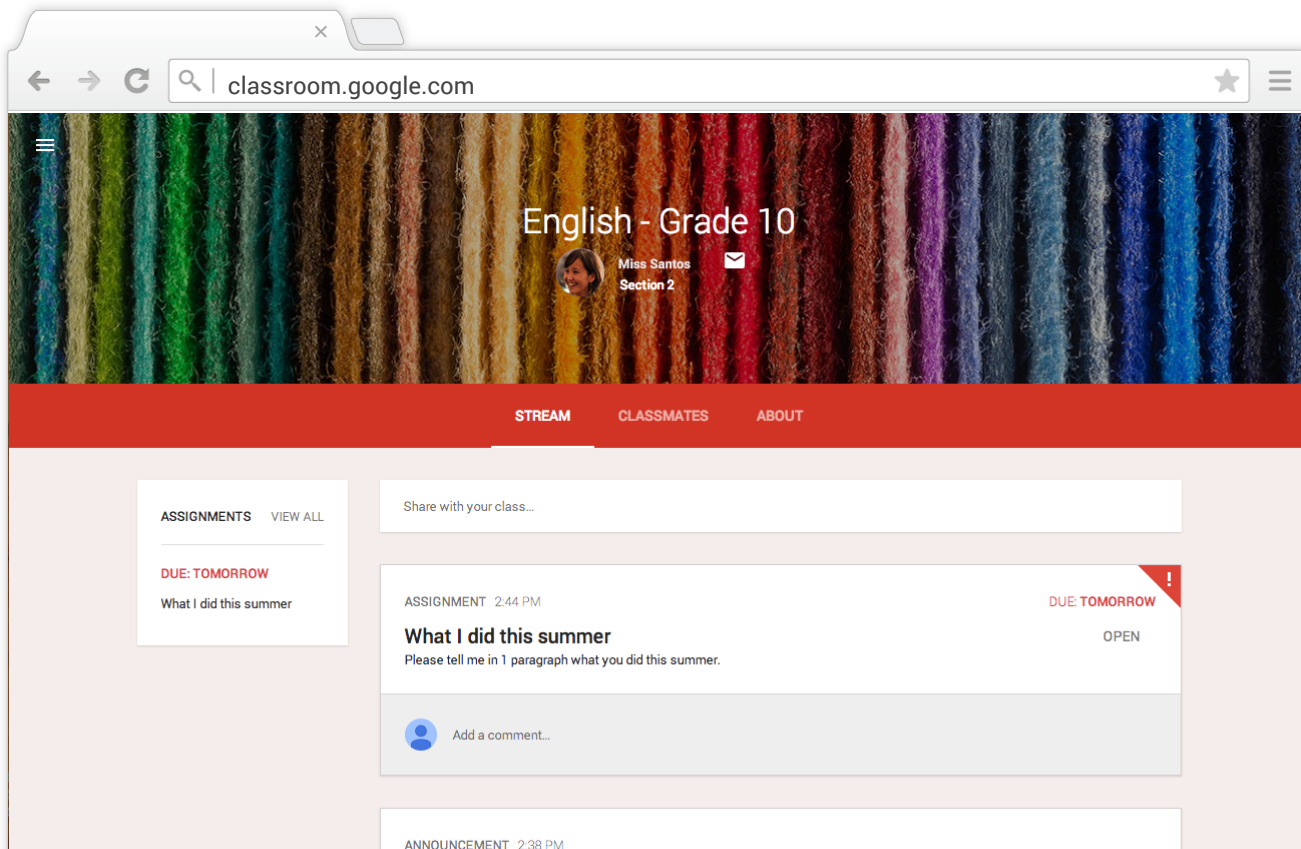
DUE: AUG 12

RETURN EMAIL FOLDER DOWNLOAD

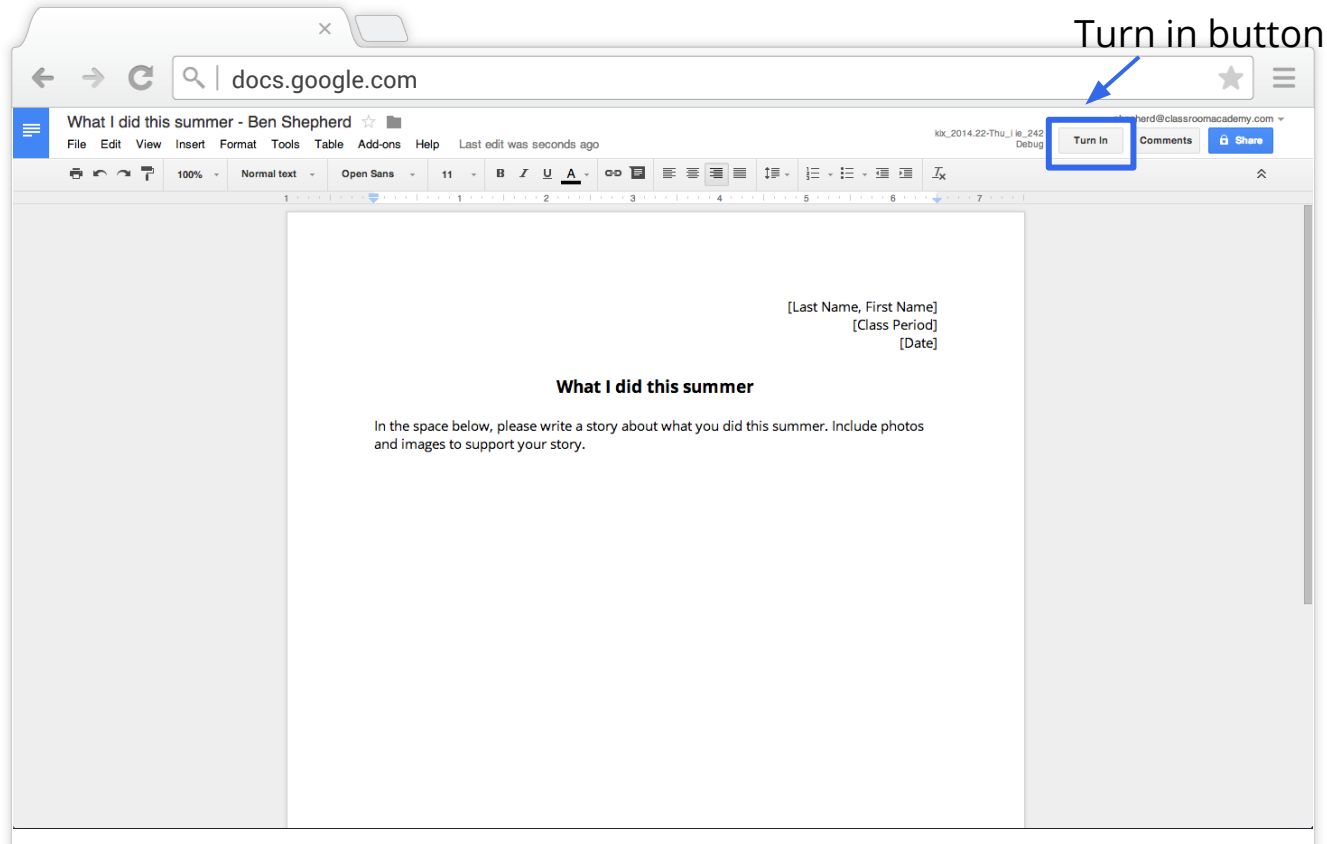
<input type="checkbox"/>	Student	Status	Grade	Points
<input checked="" type="checkbox"/>	 Zach Yeskel <i>Well done, Zach. I can tell you have</i>	DONE Aug 7	100/100	100
<input type="checkbox"/>	 Ben Schrom <i>Send a note</i>	DONE	No Grade	
<input type="checkbox"/>	 Jen Miller <i>Thanks, Jen. Great job. Moon is</i>	RETURNED Aug 7	98/100	
<input type="checkbox"/>	 Sheryl Jackson <i>Send a note</i>	NOT DONE	No Grade	
<input type="checkbox"/>	 Mike McCollum <i>Send a note</i>	NOT DONE	No Grade	
<input type="checkbox"/>	 Matt Thomas <i>Well done, Matt!</i>	RETURNED Aug 7	92/100	
<input checked="" type="checkbox"/>	 Elizabeth Frank <i>Send a note</i>	DONE	86/100	
<input type="checkbox"/>	 Brittany McGinnis <i>Send a note</i>	DONE	No Grade	
<input type="checkbox"/>	 Chat Atapattu <i>Send a note</i>	NOT DONE	No Grade	

Send Feedback

Students see assignments in the Classroom stream or on the Assignments page

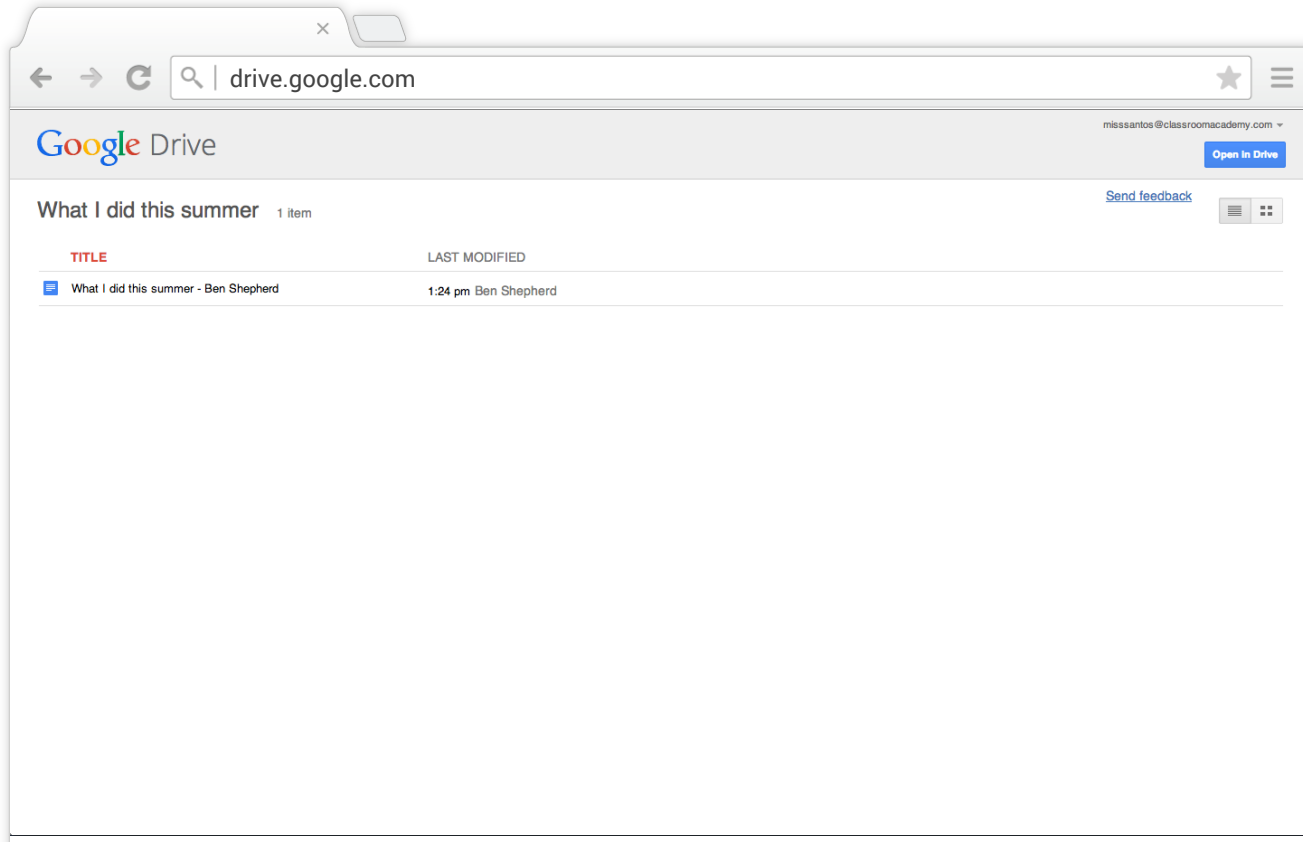


Students can work on and turn in assignments directly from Google Docs



The screenshot shows a web browser window with the address bar displaying 'docs.google.com'. The document title is 'What I did this summer - Ben Shepherd'. The menu bar includes 'File', 'Edit', 'View', 'Insert', 'Format', 'Tools', 'Table', 'Add-ons', and 'Help'. The toolbar contains various editing tools. In the top right corner, there are three buttons: 'Turn In', 'Comments', and 'Share'. The 'Turn In' button is highlighted with a blue rectangular box, and a blue arrow points from the text 'Turn in button' to it. The document content includes a form with fields for '[Last Name, First Name]', '[Class Period]', and '[Date]', followed by the heading 'What I did this summer' and the instruction: 'In the space below, please write a story about what you did this summer. Include photos and images to support your story.'

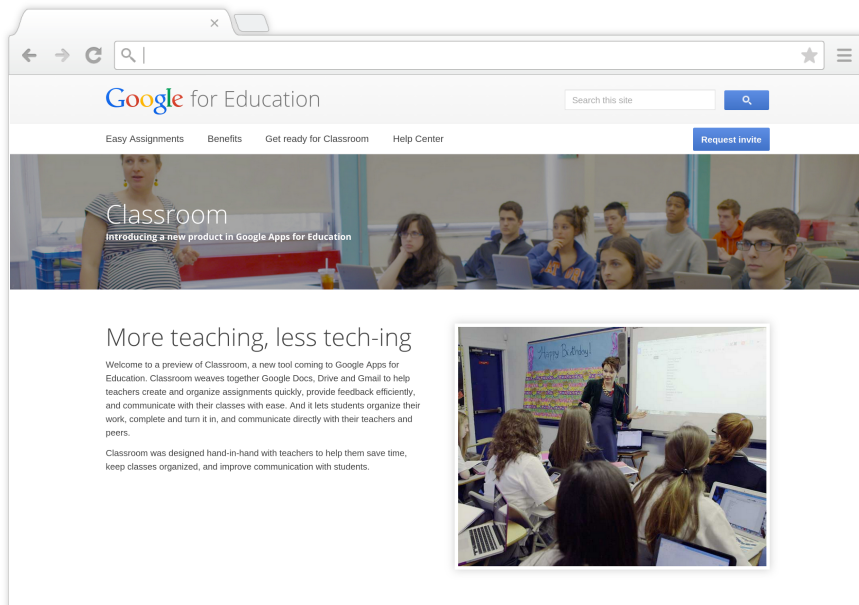
In the background, Classroom automatically organizes assignments in Drive



Learn more & try out Classroom

Learn more:

google.com/edu/classroom



The screenshot shows the Google Classroom landing page for Google Apps for Education. The page features a navigation bar with links for 'Easy Assignments', 'Benefits', 'Get ready for Classroom', and 'Help Center', along with a 'Request invite' button. The main content area includes a large banner image of a classroom with the text 'Classroom Introducing a new product in Google Apps for Education'. Below this is a section titled 'More teaching, less tech-ing' with a paragraph of introductory text and a smaller image of a teacher in a classroom.

Google for Education

Easy Assignments Benefits Get ready for Classroom Help Center Request invite

Classroom
Introducing a new product in Google Apps for Education

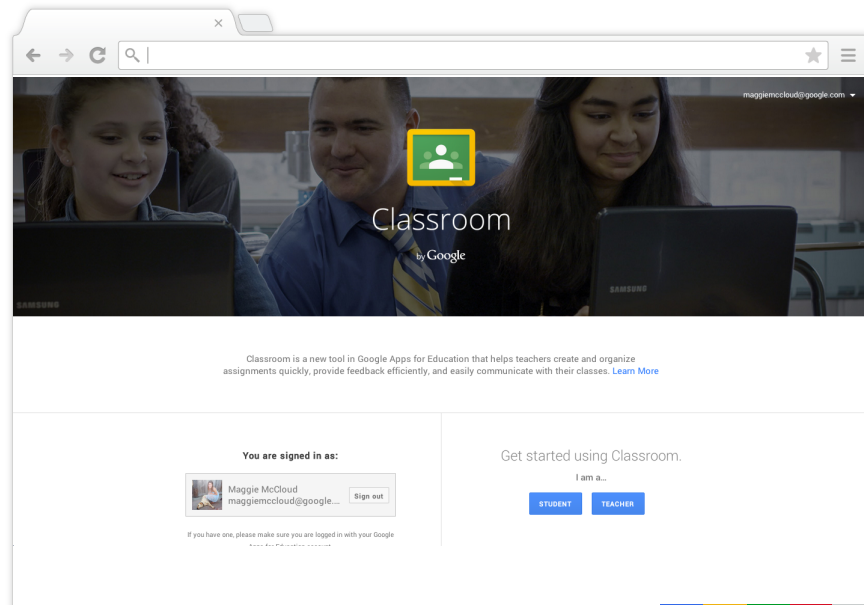
More teaching, less tech-ing

Welcome to a preview of Classroom, a new tool coming to Google Apps for Education. Classroom weaves together Google Docs, Drive and Gmail to help teachers create and organize assignments quickly, provide feedback efficiently, and communicate with their classes with ease. And it lets students organize their work, complete and turn it in, and communicate directly with their teachers and peers.

Classroom was designed hand-in-hand with teachers to help them save time, keep classes organized, and improve communication with students.

Try out Classroom:

classroom.google.com



The screenshot shows the Classroom sign-in page. It features a large banner image of students in a classroom with the text 'Classroom by Google'. Below the banner is a paragraph of introductory text and a 'Learn More' link. The page is divided into two columns: the left column shows the user is signed in as 'Maggie McCloud' with a 'Sign out' button, and the right column has a 'Get started using Classroom' section with a 'I am a...' dropdown menu and 'STUDENT' and 'TEACHER' buttons.

Classroom
by Google

Classroom is a new tool in Google Apps for Education that helps teachers create and organize assignments quickly, provide feedback efficiently, and easily communicate with their classes. [Learn More](#)

You are signed in as:

Maggie McCloud
maggiemcloud@google.com Sign out

Get started using Classroom.

I am a...

STUDENT TEACHER

If you have one, please make sure you are logged in with your Google account.

Alice Keeler

I Teach Pre-Service Teachers at
California State University, Fresno



Taught High School Math for 14 years

I Coach K12 Classroom Teachers on
Using Technology in the Classroom.



<http://alicekeeler.com/classroom>

Google Drive Management



Search Drive




+CSUFAlice



Drive

My Drive > Classroom Keeler CSUF > CI149 Keeler



NEW

My Drive

CI149

CI149 CSUF

Classroom Keeler CSUF

CI 149 Test Class

CI149 - Keeler Monday

CI149 Keeler

Period 2.2

CSUF Alice

sample folder

TechSmith

Incoming

Recent

Starred

Trash

Name ↑

Owner

Last modified

#004 Model Release

me

Sep 21 me

#006 Individual Lesson Plan Assignment

me

Oct 26 Kalena L Mellott

#007

me

Sep 23 me

#009 Peer Evaluate Lesson Plans

me

Oct 6 me

#010 Sign Up for CART Field Trip Tour

me

Oct 12 me

#011 Collaborative Lesson Plan Assignment

me

Nov 17 me

#012 - Peer Evaluation of Book Group Videos

me

Nov 9 me

#012 Turn in Book Group Video Project

me

Nov 3 me

#013 Turn In Collaborative Lesson Plan

me

Nov 26 Sara Cudia

#014 Differentiation Jigsaw for KEELER's Class

me

Nov 3 me

#014 Peer Evaluate 3 Collaborative Lesson Plans

me

Nov 17 me

ANOTHER TEST - DO NOT DO THIS

me







Sep 10 me

Lesson Sets

ASSIGNMENT Sep 14 DUE SEP 15

#007 Demonstrate understanding of Mean, Median and Mode

For this assignment you will want to demonstrate your understanding of the concept of Mean, Median and Mode. I have provided some resources below to help you with the concept if you need it. Please choose one of the assignment options or choose your own creative way to demonstrate that you understand and can apply

	#007 Level A project option Google Docs	
	#007 Level B: Collaborative Presentation Option Google Slides	Each student will get a copy
	#007: Level C: Data Analysis Option Google Sheets	Each student will get a copy
	The Mean, Median and Mode Toads YouTube video 3 minutes	
	Mean, Median, Mode, and Range Mathway http://www.purplemath.com/modules/meanmode.htm	
	Quia - Mean, Median, Mode Mania! http://www.quia.com/cb/445179.html	

0 DONE **6** NOT DONE

Collaborative Spreadsheets

#009 In Class Discussion: Effective Teaching Practices

Link to the Google Sheets spreadsheet below. On each tab post your answer to the prompt. We will discuss these together in class, please do NOT get ahead of the class discussion as each tab builds on the previous tabs discussion.

Due Dec 10, 2014 Add time

#009 Effective Teaching Practices Discussion
Google Sheets



Period 2 2 ▾

Students can edit file ▾



Students can view file

Students can edit file



Make a copy for each student







Sheets home Undo Redo Print \$ % .0_ .00 123 Arial 10 Bold Italic Underline Text color Fill color Grid lines Row height Column width More

The work was given ahead of time and we could advance in the class at our own pace.

	A	B	C	D	E	F	G
1	Think about classes you had that you liked what did you like?						
2	Enthusiasm on the part of the instructor.			Not having to go to class	Movie class one day a week!!		
3	The passion and energy of the teacher	how the class assignments were beneficial to real life		i liked watching movies			Exchange of ideas vs menial work
4	I like classes where you can have fun, finger paint and take nap				That the class had a structure that the students could expect, and that the teacher was personable and relatable.	Concise explanations	
5	There was no structure, the teacher told us what work we had to do, and then he made himself available as a resource. And he read poetry in class	I like clear expectations. A clear and concise format that explains things as we go along.	the class was actually interesting and easy, books were worth buying	Love having music playing in the background	The work was given ahead of time and we could advance in the class at our own pace.		
6					I loved that I actually enjoyed		



+ ≡ start liked Not Like Learn Not Learn Physical Space

Peer Evaluation

ASSIGNMENT Nov 9

#012 - Peer Evaluation of Book Group Videos

Click on "Mark as Done" when you are done.

You need to find the spreadsheet for your class

On the evaluation tab, put in your name on the spreadsheet. This will create a custom link for each book group video to evaluate.

Watch the video, fill out the formative assessment quiz.

Fill out the peer evaluation form for each group.






*If your class does not have one of the 6 chapters represented, find the chapter in another class and evaluate their video and take their formative assessment quiz.

You do NOT have all week to do this, this should be done during class time.

55
DONE

DUE NOV 13

79
NOT DONE

	#012 Miller: Monday: 1pm : Book Group Project Turn In CI149 Fall 2014 Google Sheets
	#012 Keeler: Monday: 4pm : Book Group Project Turn In CI149 Fall 2014 Google Sheets
	#012 Keeler: Tuesday: 1pm : Book Group Project Turn In CI149 Fall 2014 Google Sheets
	#012 Keeler: Tuesday: 4pm : Book Group Project Turn In CI149 Fall 2014 Google Sheets
	#012 Miller: Thursday: 1pm : Book Group Project Turn In CI149 Fall 2014 Google Sheets

ASSIGNMENT Oct 6

#009 Peer Evaluate Lesson Plans

You will need to provide QUALITY peer evaluation comments on at least 3 peoples lesson plans.

*Only ONE of the 3 can be in your subject area

*On the spreadsheet identify 3 lesson plans you will provide peer feedback on. Put your name (first and last) in columns C, D or E.

*Make sure your lesson plan is listed. If it is not please go to your lesson plan, click on the blue share button and COPY the link URL and add it to the spreadsheet.

*Insert at least 5 meaningful comments right on the document. Right click ->insert comment.

These should be intended to give the person an idea of how it can be better. I have personally never made a perfect lesson plan, so there is always something that can be improved, can reach kids better, can incorporate technology more effectively, etc...

*Fill out Google form (link in spreadsheet) for 3 people you give feedback to. If you give feedback to more than 3 people you do NOT have to fill out the form multiple times.

81
DONE

DUE OCT 16

53
NOT DONE



#006 Individual Lesson Plans
Google Sheets

#006 Individual Lesson Plan Assignment

<https://drive.google.com/folderview?id=0B416XnGwcQ-Ua0pERDZVc3dFY2M&usp=sharing>

Notify Students Who Have NOT Submitted

#014 Peer Evaluate 3 Collaborative Lesson Plans

RETURN **EMAIL** **FOLDER** **DOWNL**

Showing assignments that are not done.

<input checked="" type="checkbox"/>	Students	Status
<input checked="" type="checkbox"/>	[blurred]	LATE
<input checked="" type="checkbox"/>	[blurred]	LATE
<input checked="" type="checkbox"/>	[blurred]	LATE
<input checked="" type="checkbox"/>	[blurred]	LATE
<input checked="" type="checkbox"/>	[blurred]	LATE
<input checked="" type="checkbox"/>	[blurred]	LATE

ASSIGNMENT Nov 17


#014 Peer Evaluate 3 Collaborative Lesson Plans



Claim 3 Lesson Plans by placing your name on the spreadsheet.
Right click on the lesson plans to insert comments and give at least 5 comments each.
High quality comments! They should not be "good job" but rather very specific suggestions for improvement.
I have yet to see a perfect lesson plan, there are always ways to improve. Get in the habit of seeking out feedback on your lessons.


*Fill out the Google Form when you are done with giving peer evaluation.

DUE NOV 20

53 DONE	81 NOT DONE
-------------------	-----------------------



	#014 Collaborative Lesson Plan Evaluation CI149 Fall 2014 Google Sheets
	#014 Ci149 Collaborative Lesson Plan Feedback https://docs.google.com/a/mail.fresnostate.edu/forms/d/1XL3LR00g5BiBqZK-BimcUIIq55RIKKwcKcNeAgN6L60/vi...

 Add comment...





Jigsaw Activities with Google Slides

ASSIGNMENT Nov 3 DUE NOV 4

#014 Differentiation Jigsaw for KEELER's Class

37 DONE 97 NOT DONE

Choose the correct Google Slides presentation for your class section.
Claim a topic by putting group members name on the topic slide.
Add slides to explain the concept.

 <p>504 Allen Quinonez, Anthony Poma, Taveri Cousins, Julie Cho (OURD)</p>	#014 CI149 Spring 2014 Keeler Monday 4pm Differentiation Google Slides
 <p>Choose a Topic Slide Put the names of your group members on the topic slide to "Claim" it. Add slides to explain the strategy for your classroom.</p>	#014 CI149 Spring 2014 Keeler Tuesday 1pm Differentiation Google Slides
 <p>UDL technology</p>	#014 CI149 Spring 2014 Keeler Tuesday 4pm Differentiation Google Slides
 <p>Choose a Topic Slide Put the names of your group members on the topic slide to "Claim" it. Add slides to explain the strategy for your class.</p>	#014 CI149 Spring 2014 Miller Thursday 1pm Differentiation Google Slides

<http://goo.gl/9AWUbZ>