

Name _____ Date _____

Birthday Moon

<http://www.teachercreated.com/books/3812> Click on page 41, sites 1-2


Key Question: What are the phases of the moon?

Directions: Visit the Web sites and complete the activities below.


Phases of the Moon

1. The way the moon looks changes during different times of each month. Describe what the moon looks like in each of the four phases below. Draw a picture of what the moon looks like in each phase next to your description.


New Moon:



Full Moon:



First Quarter:



Last Quarter:



A View of the Moon

2. Write the date of your birthday.

3. Write the month of your birthday with numbers.
(Example: January =01, March =03)

4. Write the year you were born.


5. Find out what the phase of the moon was like on the day and in the year you were born. Use the descriptions you drew and wrote to help you. Then, complete this sentence:
On the day and in the year I was born, the phase of the moon was

Name _____ Date _____


Lunar Phases Birthday Tally

Key Question: How can a graph be used to show the phases of the moon for specific dates?

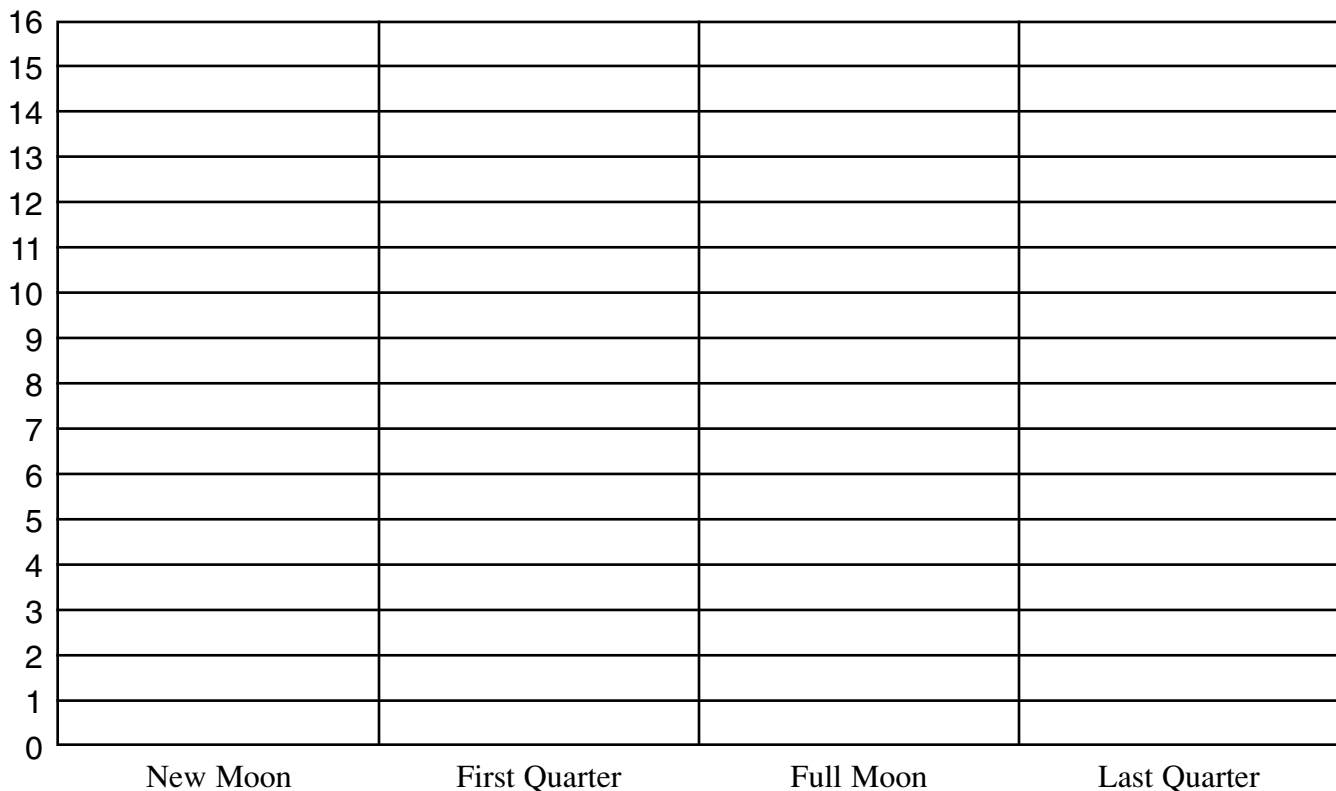
Directions: Ask your classmates what the moon looked like on the day and in the year they were born. Put tally marks in the table below to show the results of your survey.



New Moon	
First Quarter	
Full Moon	
Last Quarter	



1. Color in the bar graph to show how many students were born in each phase of the moon.



Extension:

With older primary students, you may wish to complete this graph using *Microsoft Excel* or another spreadsheet program.

Name _____ Date _____

Lunar Noun Poem

Key Question: Create a poem about the moon.

Directions: A noun verse is a poem with a special word pattern. Use the pattern below to help you write a poem about the moon.

Line 1: Write the word “moon” (noun).

Line 2: Write two words describing the moon (adjectives). Separate these words with a comma.

Line 3: Write two words ending in “ing” that show the moon’s actions (verbs). Separate these words with a comma.

Line 4: Write the word “moon” (noun) again or think of a synonym for the word moon.

Line 1: _____

Line 2: _____

Line 3: _____

Line 4: _____

Extensions:

Teachers of older primary students may extend this activity to include a quick and easy introduction to a Thesaurus. Remind students that a thesaurus is organized in alphabetical order, just like a dictionary. Choose the verbs from line 3, drop the “ing,” and have your students search for synonyms to use in their poems.